ELEVATIE TALPA INFERIOARA GRINDA PRINCIPALA
ELEVATION LOWER CHORD MAIN GIRDER
Sc 1:20

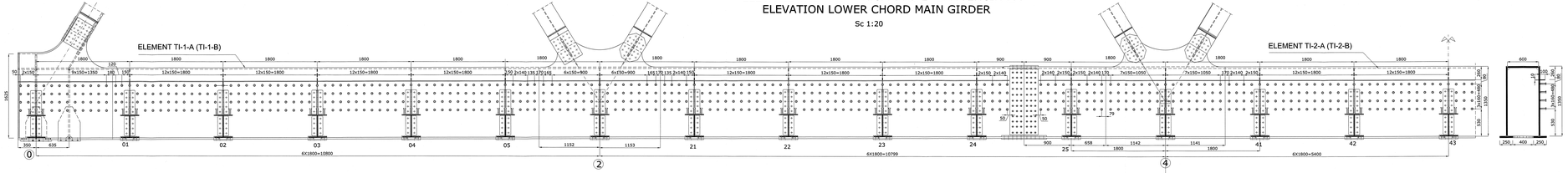

SECTIUNE TRANSVERSALA
CROSS SECTION
Sc 1:20

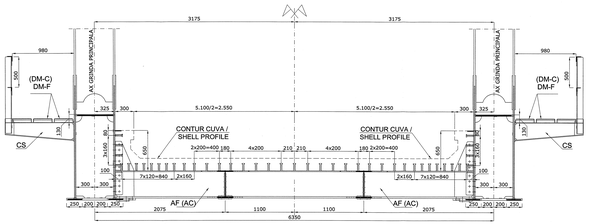

SECTIUNE PLANA A - A
PLANE SECTION A - A
Sc 1:20

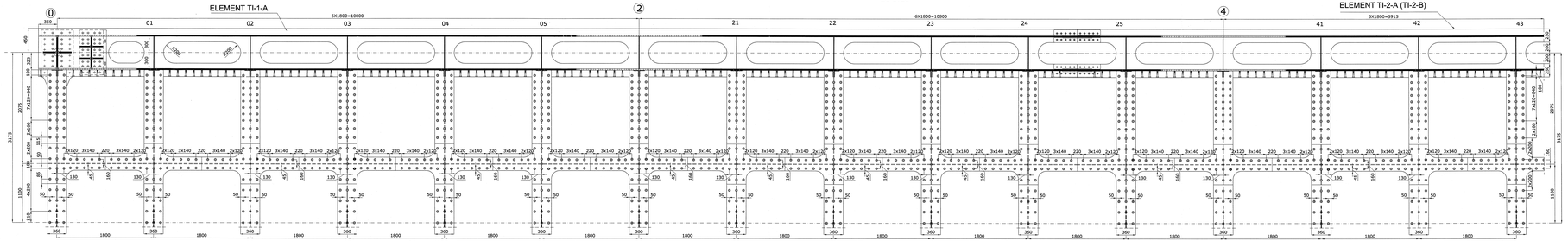

DETALIU DORN
DETAIL MANDREL

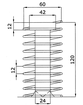

SCHEMA GENERALA TABLIER / GENERAL SCHEME SUPERSTRUCTURE

ELEVATIE / ELEVATION

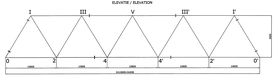

VEDEREA PLANA A GRINZILOR CAE / PLANE VIEW CROSS BEAMS



NOTE:

1. THE CONNECTORS WILL BE MADE FROM STEEL OL-37-4 STAS 333/87

2. THE CONICAL END OF THE CONNECTOR GOUJON WHICH IS WELDED WILL BE METALLIZED WITH A ALUMINIUM LAYER BY 0,1 mm THICKNESS
THE CONNECTOR SPIRES ARE FIXED AFTER THE DECK SLAB REINFORCEMENT SET UP.

3. THE CONNECTOR TESTING WILL BE MADE ACCORDING TO STAS 5976/2-85

4. THE SURFACES OF ELEMENTS TI-1, TI-1', TI-2 (A AND B) AND THE SURFACES OF FLOOR BEAM (AF AND AC) SUPERIOR FLANGES WHICH WILL BE IN CONTACT WITH CONCRETE WILL BE CLEANED BEFORE WELDING THE CONNECTORS.

NOTA:

1. CONECTORII VOR FI CONFECTIONATI DIN OTEL OL-37-4 STAS 333/87.

2. CAPATUL CONIC AL GUJONULUI CARE SE SUDEAZA VA FI METALIZAT CU UN STRAT DE ALUMINIU DE 0.1 mm GROSIME
SPIRALELE CONECTORILOR SE VOR FIXA DUPA MONTAREA ARMATURII DALEI.

3. INCERCAREA CONECTORILOR SE VA FACE CONFORM STAS 5976/2-85.

4. SUPRAFETELE ELEMENTELOR TI-1, TI-1', TI-2 (A SI B) PRECUM SI SUPRAFETELE TALPILOR SUPERIOARE ALE ANTRETOAZELOR AF SI AC CARE VOR VENI IN CONTACT CU BETONUL CUVEI SE VOR CURATA INAINTE DE SUDAREA CONECTORILOR.

4			
3			
2			
1			
Ed.	Data	Modificat	

BENEFICIAR / BENEFICIARY: COMPANIA NATIONALA DE AUTOSTRADE SI DRUMURI NATIONALE DIN ROMANIA

DIRECTIA TEHNICA / TECHNICAL DIRECTORATE

AUTORITATEA CONTRACTANTA / CONTRACTING AUTHORITY: MINISTERUL TRANSPORTURILOR / MINISTRY OF TRANSPORTATION

AUTORITATEA CONTRACTANTA / CONTRACTING AUTHORITY: MINISTERUL DEZVOLTARII REGIONALE SI LOCUINTEI / MINISTRY OF REGIONAL DEVELOPMENT AND HOUSING

Project financed by European Commission

PROIECT CO-FINANCAT DE UNIUNEA EUROPEANA / PROJECT CO-FINANCED BY THE EUROPEAN UNION

Proiectarea tehnica pentru actualizarea unor lucrari de reabilitare pentru tronsoane si podurile de pe linia feroviara Bucuresti Nord - Constanta Port, Bucuresti Nord - Constanta Port, Bucuresti Nord - Constanta Port, Bucuresti Nord - Constanta Port

Contract nr. 2006/RO/16/C/PA/001 - Lot 1 - Contract de lucrari nr. 2007/RO/16/C/PT/003

Contractant: ILF Consulting Engineers Romania SRL in asociere cu ILF Beratende Ingenieure AG

Subcontractant: Societatea Feroviara pentru Proiectare si Consultanta SFPC

PROIECTANT / DESIGNER: ILF Consulting Engineers Romania SRL

Proiectant / Designer: Societatea Feroviara pentru Proiectare si Consultanta SFPC

Contract nr. 2007/RO/16/C/PT/003

Faza / Phase: PTh+DE

Pag. / Page: 30

Director proiect / Project Director	Ing. Cristina Grosu	Scara / Scale	1:20
Verificator / Checker	Ing. Ionel Dascalu	Data / Date	02.2008
Coordonator / Coordinator	Ing. Stefan Vasa-Cristea		

PLAN DE ASIGURARE CONSTRUCTIBILITATE / CONSTRUCTIBILITY ASSURANCE PLAN

Denumire / Name: Podul Calan - Podul de la Calan - Podul de la Calan - Podul de la Calan

Cod / Code: PTh-DE-CC-PC-PL-PAC-PC-PL-PAC-PC-PL-PAC-PC-PL-PAC

Nr. / No.: 30